








### 1000 ft Buffer around Protected Uses and 1500 ft Buffer around High Schools

- |  |                               |   |                                    |
|--|-------------------------------|---|------------------------------------|
|   | School (Public/ Private) (24) |  | Permissible Parcels with CUP (76)  |
|   | Religious Facility (14)       |  | 1500 ft Buffer around High Schools |
|   | Child Day Care (29)           |  | Walnut Creek Limit                 |
|  | Youth Center (13)             |   |                                    |

Total number of parcels with S-C, and B-P zoning designation in Walnut Creek is 201. Applying 1500 ft buffer around high schools and 1000 ft buffer around other protected uses leaves 76 parcels with S-C and B-P zoning designation available for a CUP out of 201 total (shown in yellow).